


20x20 mm frame 960 high



PGSD05

The Mesh Panel is produced with frame 20x20.
Compatible with BASIC and STRONG series.
It can be assembled with either the bolt through system or by SATECH patented clip design.



Sectors

Distribution & Warehousing
Energy
Manufacturing
OEM
Packaging



Product Data

Box Section (mm)	20 x 20 SHS
Mesh (mm)	22 x 100 x 03
Finish	Powder Coated RAL 9005 (Black)

