


**20x20 mm frame 1260 high**

**PGSD04**

The Mesh Panel is produced with frame 20x20.



**Compatible with basic and strong series.**

It can be assembled with either the bolt through system or by SATECH patented clip design.



**Sectors**

Distribution & Warehousing
Energy
Manufacturing
OEM
Packaging



**Product Data**

<b>Box Section (mm)</b>	20 x 20 SHS
<b>Mesh (mm)</b>	22 x 100 x 03
<b>Finish</b>	Powder Coated RAL 9005 (Black)

